


Grayscale Printer Test Page

21-Step Grayscale Wedge (0% – 100%)



0% 10% 20% 30% 40% 50% 60% 70% 80% 90% 100%


Each step should be distinct from its neighbours. Merged steps indicate limited tonal range.

Smooth Gradient (White to Black)



Should transition smoothly with no visible banding or abrupt jumps.


Dark End Detail (85% – 100%)



85% 100%

Each square should be individually distinguishable. If the last few merge into solid black, your printer clips shadow detail.

Light End Detail (0% – 15%)



0% 15%

Each square should show a faint but visible tone. If the first few look identical to white, your printer clips highlight detail.

Midtone Ramp (25% – 75%)



25% 30% 35% 40% 45% 50% 55% 60% 65% 70% 75%

Midtones are where banding and ink distribution problems are most visible.